

♩ = 120

G Major Scale (G to G)

4 2 3 1 1 3 2 4

0 7 0 5 5 4 4 5 0 5 0 7 0

i t i t m t m t m t m t i t i

Detailed description: This is a guitar tablature for the G major scale from G to G. It is written in 4/4 time. The scale is played in two directions: ascending (G-A-B-A-G-F-E-D) and descending (D-E-F-A-G-A-B-A-G). The fret numbers are indicated above the strings. The fingering numbers (1-4) are shown above the notes. The notes are indicated by letters i, t, m, and i below the strings.

G Major Scale (D to D)

4 2 3 1 2 1 t 4 t 1 2 1 3 2 4

0 2 4 0 7 5 5 4 10 9 12 9 10 4 5 0 5 0 7 0 4 2 0

t i t i t i t m t m t i m t m t m i t m t m t i t i t i t

Detailed description: This is a guitar tablature for the G major scale from D to D. It is written in 4/4 time. The scale is played in two directions: ascending (D-E-F-A-G-A-B-A-G) and descending (G-F-E-D-C-B-A-G). The fret numbers are indicated above the strings. The fingering numbers (1-4) are shown above the notes. The notes are indicated by letters t, m, i, and t below the strings.

♩ = 120

G Major Threes (G to G)

4 2 3 1 1 3 2 4

T 0 0 0 0 0 0 0 0 0 0 0 0 0 0 0 0

A 7 7 5 5 5 5 5 5 5 5 5 5 5 5 5 5

B 0 7 7 5 5 5 5 5 5 5 5 5 5 5 5 5

i t i t i t i t m t m t m t m t m t t m t m t m t m t i t i t i t i

G Major Threes (D to D)

4 2 3 1 2

T 0 0 0 0 0 0 0 0 0 0 0 0 0 0 0 0

A 2 4 2 4 4 4 0 0 7 7 7 5 5 5 4 4 10 10

B 0 2 4 2 4 4 4 4 7 7 7 5 5 5 5 4 4 0 0 0

t i t i t i t i t i t m t m t m t m t m t m t m t i t i

1 t 4 t 1 2 1 3 2

T 9 9 9 12 12 9 9 9 9 10 10 10 4 4 5 4 5 0 0 0 5 5 5 5 0

A 10 10 10 10 10 10 10 10 10 10 10 10 0 0 0 4 5 5 5 5 5 5 5 0

B 10 10 10 10 10 10 10 10 10 10 10 10 0 0 0 4 5 5 5 5 5 5 5 0

m t m t m t m m t m t m t m i t i t m t m t m t m t m t m t i

4

T 5 0 0 0 0 0 0 0 0 0 0 0 0 0 0 0

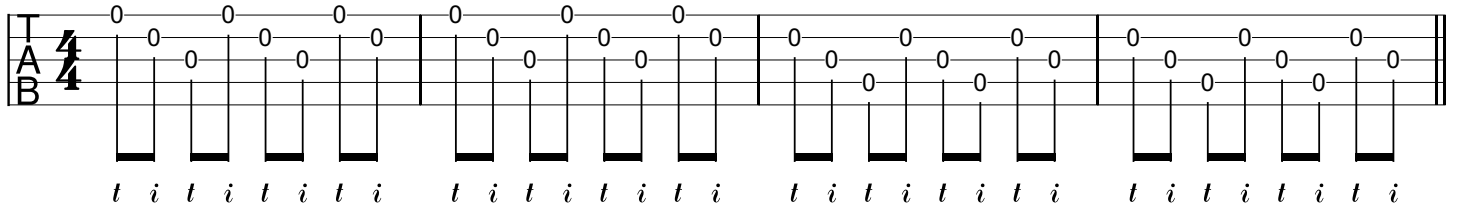
A 5 7 7 0 7 0 4 0 4 2 4 2 0

B 5 7 7 0 7 0 4 0 4 2 4 2 0

t i t i t i t i t i t i t i t

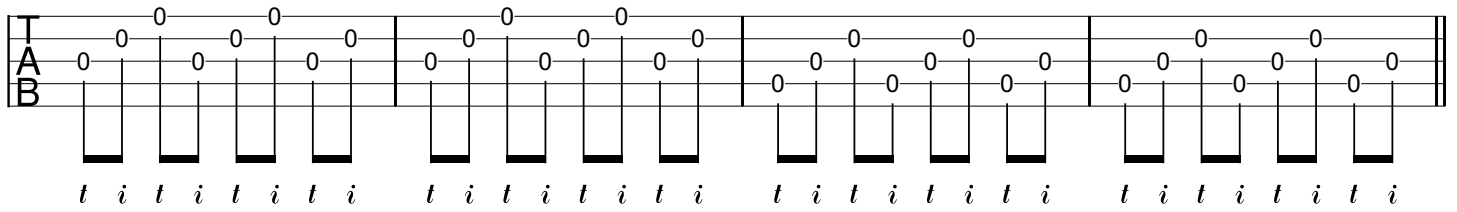
♩ = 120

String Crossing Ex. 1



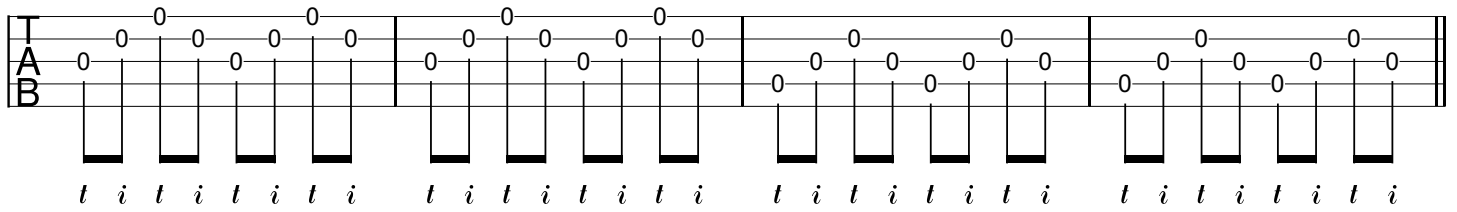
String Crossing Ex. 1 is a 4-measure exercise in 4/4 time. The top staff shows a sequence of open strings (0) on the guitar. The bottom staff shows the fretting hand with a sequence of notes: t i t i t i t i. The notes are: 1st measure (t, i, t, i), 2nd measure (t, i, t, i), 3rd measure (t, i, t, i), and 4th measure (t, i, t, i).

String Crossing Ex. 2



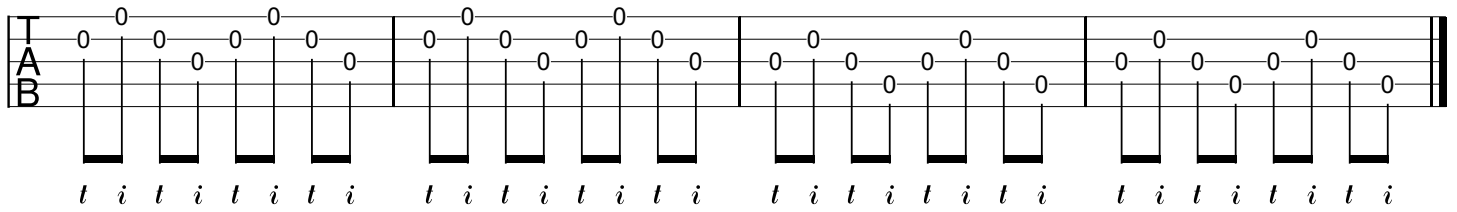
String Crossing Ex. 2 is a 4-measure exercise in 4/4 time. The top staff shows a sequence of open strings (0) on the guitar. The bottom staff shows the fretting hand with a sequence of notes: t i t i t i t i. The notes are: 1st measure (t, i, t, i), 2nd measure (t, i, t, i), 3rd measure (t, i, t, i), and 4th measure (t, i, t, i).

String Crossing Ex. 3



String Crossing Ex. 3 is a 4-measure exercise in 4/4 time. The top staff shows a sequence of open strings (0) on the guitar. The bottom staff shows the fretting hand with a sequence of notes: t i t i t i t i. The notes are: 1st measure (t, i, t, i), 2nd measure (t, i, t, i), 3rd measure (t, i, t, i), and 4th measure (t, i, t, i).

String Crossing Ex. 4



String Crossing Ex. 4 is a 4-measure exercise in 4/4 time. The top staff shows a sequence of open strings (0) on the guitar. The bottom staff shows the fretting hand with a sequence of notes: t i t i t i t i. The notes are: 1st measure (t, i, t, i), 2nd measure (t, i, t, i), 3rd measure (t, i, t, i), and 4th measure (t, i, t, i).

♩. = 120

A

G **C** **D**

6 8

i t i t i t m t m t m i t i m i t

G **C** **D** **G**

i t i t i t m t m t i t i t i t

B

Em **C**

m t i m t m t m i t i m t i m i t i t

G **C** **D** **G**

m t i m t m t m i t i m t m i t i t i t